

Specifications

MODELS	GS™-2668 DC		GS™-3268 DC	
MEASUREMENTS	US	Metric	US	Metric
Working height maximum*	32 ft	9.92 m	38 ft	11.75 m
A Platform height	26 ft	7.92 m	32 ft	9.75 m
B Platform length - outside	8 ft 3 in	2.51 m	8 ft 3 in	2.51 m
extended	13 ft	3.96 m	13 ft	3.96 m
Slide-out platform extension deck	5 ft	1.52 m	5 ft	1.52 m
C Platform width - outside	5 ft 1 in	1.55 m	5 ft 1 in	1.55 m
Toeboard height	6 in	.15 m	6 in	.15 m
Platform height - stowed	3 ft 10.75 in	1.19 m	4 ft 3.75 in	1.31 m
D Height - stowed	7 ft 5.5 in	2.32 m	8 ft 3 in	2.45 m
rails lowered	5 ft 7 in	1.70 m	6 ft	1.83 m
E Length - stowed	8 ft 9 in	2.67 m	8 ft 9 in	2.67 m
platform extended	13 ft 5.5 in	4.10 m	13 ft 5.5 in	4.10 m
F Width	5 ft 8 in	1.73 m	5 ft 8 in	1.73 m
G Wheelbase	6 ft 1 in	1.85 m	6 ft 1 in	1.85 m
H Ground clearance - center	7.5 in	.19 m	7.5 in	.19 m

PRODUCTIVITY

Lift capacity	1,250 lbs	567 kg	1,000 lbs	454 kg
Extension deck capacity	300 lbs	136 kg	300 lbs	136 kg
Drive speed - stowed	3.0 mph	4.8 km/h	3.0 mph	4.8 km/h
Drive speed - raised	0.5 mph	0.8 km/h	0.5 mph <td 0.8 km/h	
Gradeability - stowed**	30%		25%	
Turning radius - inside	5 ft	1.52 m	5 ft	1.52 m
Turning radius - outside	12 ft 1 in	3.68 m	12 ft 1 in	3.68 m
Raise/lower speed	30/35 sec		50/37 sec	
Controls	proportional		proportional	
Drive	dual front wheel		dual front wheel	
Multiple disc brakes	dual rear wheel		dual rear wheel	
Tires - low profile turf	12.5 x 22 in	32 x 56 cm	12.5 x 22 in	32 x 56 cm

POWER

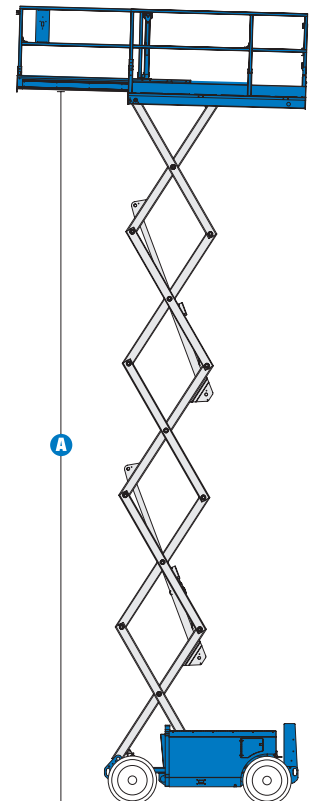
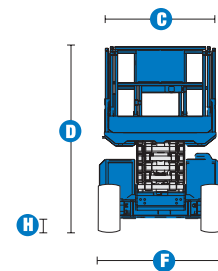
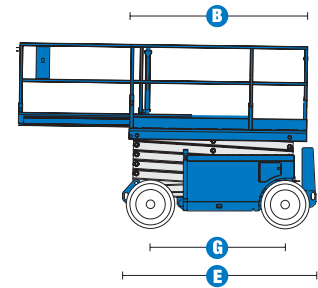
Power source	48 V DC (eight 225 Ah batteries)		48 V DC (eight 225 Ah batteries)	
Hydraulic system capacity	9.5 gal	36 L	9.5 gal	36 L

WEIGHT***

	6,405 lbs	2,905 kg	8,010 lbs	3,633 kg
--	-----------	----------	-----------	----------

STANDARDS COMPLIANCE

ANSI A92.6, CSA B354.2, CE Compliance, AS 1418.10, PB-10-611-03



* The metric equivalent of working height adds 2 m to platform height. U.S. adds 6 ft to platform height.

** Gradeability applies to driving on slopes. See operator's manual for details regarding slope ratings.

*** Weight varies depending on options and country standards.